



TESNILA



ART. E1999820, L=3m, za steklo 12-13,52
ART. E1999800, L=3m, za steklo 16,76-17,52
ART. E1999810, L=3m, za steklo 20,76-21,52



ART. E1999830, za steklo 12-21,52
6 kos na 1m, 3 x levo, 3 x desno



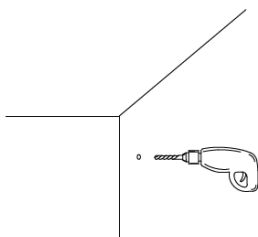
ART. E1999870, za steklo 12-13,52
ART. E1999850, za steklo 16,76-17,52
ART. E1999860, za steklo 20,76-21,52
1 x levo, 1 x desno



NAVODILA ZA MONTAŽO

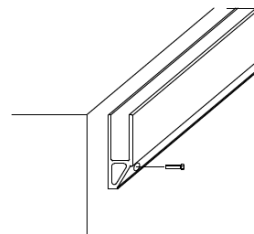
①

ZAVRTATI LUKNJE V
NOSILNO PODLAGO



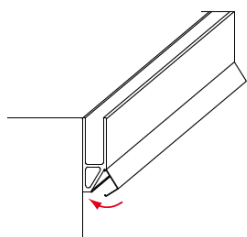
②

UPORABITI VIJAKE M12 Z NAVOJEM,
KI NAJBOLJ USTREZA PODLAGI



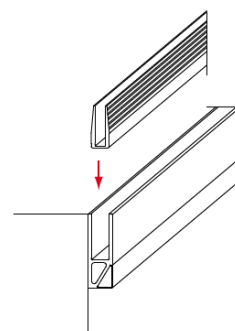
③

PRITRDITI ZAKLJUČNI PROFIL



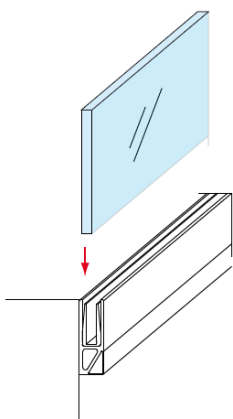
④

VSTAVITI U TESNILO



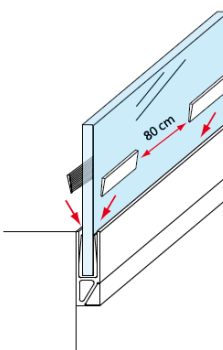
⑤

VSTAVITI STEKLO V U TESNILO



⑥

VSTAVITI KONUSNO
ZOBATO TESNILO



⑦

VSTAVITI ZAKLJUČNA TESNILA, KI
PREPREČUJEJO, DA V PROFIL VSTOPI
VODA IN OSTALA NESNAGA

